

Garment Care Guide

Care Instruction Symbols for clothing content label



Apparel Care Icons								

Note: At a minimum, laundering instructions include, in order, four symbols: washing, bleaching, drying, and ironing. Dry cleaning instructions include one symbol. Additional symbols or words or both may be used to clarify the instructions. The water temperatures listed are provided as a guideline. Actual water temperatures obtained in the home depend on the washing machine settings (hot, warm, cold), regional water supply temperatures, and water heating settings.






Machine Wash Cycle

Icons	What it means
	Regular/Normal Cycle with regular agitation and spin speed may be used.
	Use Permanent Press/Wrinkle Resistant washer setting (which has a cool down or cold spray before the reduced spin).
	Use Gentle/Delicate washer setting (slow agitation and/or reduced wash time).
	Hand wash only.
	Do not wash.
	Do not wring by hand or use rollers on wringer washer. Hang dry, drip dry or dry flat.







Water Temperature

Icons	What it means
	Maximum water temperature 200°F/95°C
	Maximum water temperature 160°F/70°C
	Maximum water temperature 140°F/60°C
	Maximum water temperature 120°F/50°C
	Maximum water temperature 105°F/40°C
	Maximum water temperature 85°F/30°C





Tumble Dry Cycle

Icons	What it means
	Machine dry.
	Use Normal Cycle setting.
	Use Permanent Press/Wrinkle Resistant Cycle setting.
	Use Gentle/Delicate Cycle setting.
	Do not tumble dry.




Heat Setting

Icons	What it means
	Set dryer at any heat.
	Set dryer at High heat.
	Set dryer at Medium heat.
	Set dryer at Low heat.
	No heat/air.
	Do not dry (used with do not wash).

Special Instructions

Icons	What it means
	Line dry/hang to dry - hang damp from line or bar and allow to dry.
	Drip dry - hang wet on plastic hanger and allow to dry with hand shaping only.
	Dry flat - lay garment on flat surface.
	Dry in the shade.

Bleach Symbols

Icons	What it means
	Use any bleach (when needed).
	Use only non-chlorine bleach (when needed).
	Do not bleach.

Garment Care Guide

Care Instruction Symbols for clothing content label



Iron - Dry or Steam

Icons	What it means
	Iron - Ironing is needed.
	Iron using High temperature setting.
	Iron using Medium temperature setting.
	Iron using Low temperature setting.
	Do not iron or press with heat.
	No steam - iron without using steam.

Dryclean – Normal Cycle

Icons	What it means
	Dryclean.
	Dryclean using any solvent.
	Dryclean using any solvent except trichloroethylene.
	Flourocarson - no longer available. Speak to your local professional dry cleaner regarding care
	Do not dryclean.

Special Dryclean Instructions

Icons	What it means
	Low heat.
	Short cycle.
	Reduce moisture.
	Dry in the shade.